



**Becca Pads™**  
G-Tube Pads

SINGLE PATIENT USE!



TM

**LOT**

## Instructions for Use

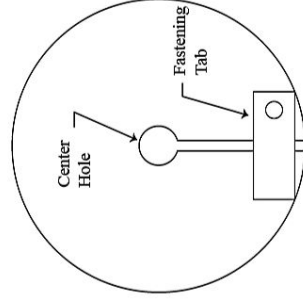


Figure 1 (Becca Pad Closed)

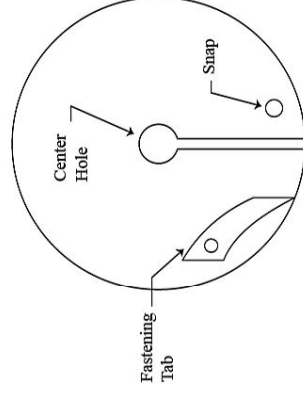


Figure 2 (Becca Pad Open)

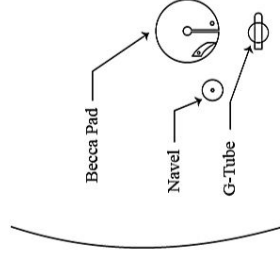


Figure 3

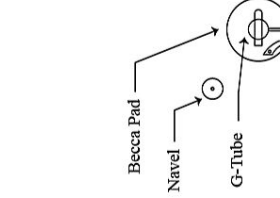


Figure 4

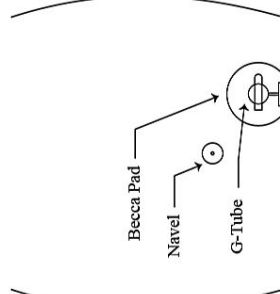


Figure 5

1. Remove Becca Pad from package (figure 1).
2. Unsnap the fastening tab to open the Becca Pad (figure 2).
3. Place opened Becca Pad against abdomen above G-Tube as seen in (figure 3).
4. Slide the Becca Pad between abdomen and G-Tube until the center hole is against the tube entering the stoma (figure 4).
5. Once the Becca Pad is in place, snap the fastening tab to the snap to close and secure the Becca Pad (figure 5).

**IMPORTANT NOTICE:** Please read the instructions for use carefully. The instructions should be read and understood by all of those who apply this product. Always carefully monitor patients to ensure they are not at risk for disrupting lifesaving treatment. Patients must have constant supervision by trained personnel, electronic monitoring and/or the use of a restraint as well as proper medical supervision. **SINGLE PATIENT USE!**

P.O. BOX 86, Covina, CA 91723 U.S.A. Phone: 626-488-6262 626-506-3240

By:

Qingdao Leckie Foam Products Co., Ltd.  
No.8 Fen He Road, Qingdao E.&T.D.Z.Shandong  
Phone: 0532-86996764

DTIS Rev 3.2©2012